

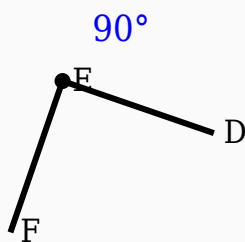
# 90° Angle Worksheet - Solved

## Question 1

The supplement of  $90^\circ$  is \_\_\_\_\_ $^\circ$ .

## Question 2

Construct the shown angle using ruler and compass.

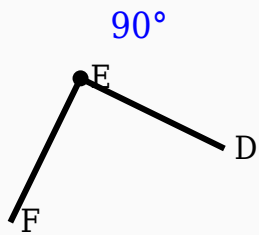


## Question 3

Half of  $90^\circ$  is \_\_\_\_\_ $^\circ$ .

## Question 4

Identify the vertex in the given figure.



### Question 5

$90^\circ$  is an acute angle.

### Question 6

Which angle is supplementary to  $90^\circ$ ?

- A.  $90^\circ$
- B.  $45^\circ$
- C.  $90^\circ$
- D.  $60^\circ$

### Question 7

$90^\circ + \underline{\hspace{1cm}}^\circ = 180^\circ$ .

### Question 8

$90^\circ$  is a right angle.

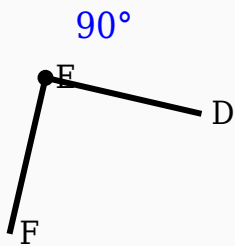
## Question 9

Which instrument is mainly used to draw arcs?

- A. Scale
- B. Eraser
- C. Compass
- D. Divider

## Question 10

Construct the shown angle using ruler and compass.



## Answer Key

Question	Answer
1	90
2	90° constructed
3	45
4	Middle labeled point

5	False
6	90°
7	90
8	True
9	Compass
10	90° constructed