

135° Angle Worksheet - Solved

Question 1

135° is smaller than 90°.

Question 2

Which instrument is mainly used to draw arcs?

- A. Eraser
- B. Divider
- C. Compass
- D. Scale

Question 3

135° is an obtuse angle.

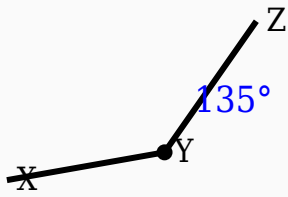
Question 4

Which instrument is used to measure angles?

- A. Divider
- B. Compass
- C. Protractor
- D. Scale

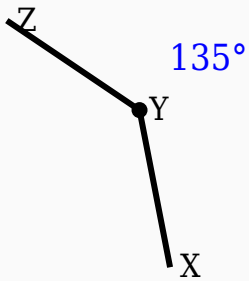
Question 5

Construct the shown angle using ruler and compass.



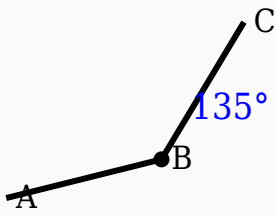
Question 6

Observe the figure and identify the angle.



Question 7

Observe the figure and identify the angle.



Question 8

Which type of angle is 135° ?

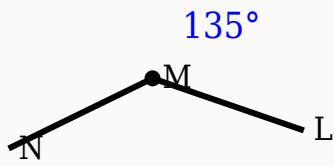
- A. Acute
- B. Reflex
- C. Right
- D. Obtuse

Question 9

135° is an _____ angle.

Question 10

Identify the vertex in the given figure.



Answer Key

Question	Answer
1	False
2	Compass
3	True
4	Protractor
5	135° constructed
6	135°
7	135°
8	Obtuse
9	obtuse
10	Middle labeled point