

135° Angle Worksheet - Solved

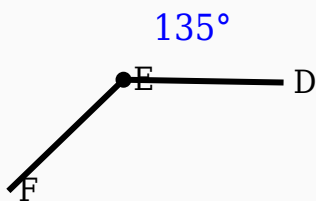
Question 1

Which instrument is mainly used to draw arcs?

- A. Scale
- B. Eraser
- C. Compass
- D. Divider

Question 2

Observe the figure and identify the angle.

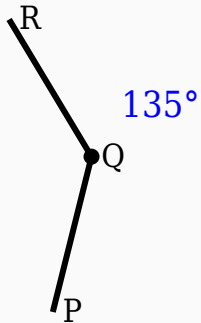


Question 3

135° is an _____ angle.

Question 4

Construct the shown angle using ruler and compass.



Question 5

$$135^\circ + \underline{\quad}^\circ = 180^\circ.$$

Question 6

135° is smaller than 90° .

Question 7

135° is an obtuse angle.

Question 8

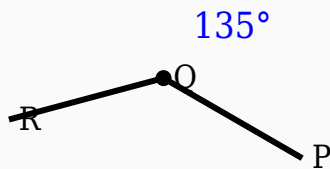
135° is greater than $\underline{\quad}^\circ$.

Question 9

135° is greater than 180° .

Question 10

Construct the shown angle using ruler and compass.



Answer Key

Question	Answer
1	Compass
2	135°
3	obtuse
4	135° constructed
5	45
6	False
7	True

8	90
9	False
10	135° constructed