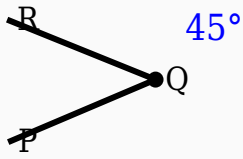


45° Angle Worksheet - Solved

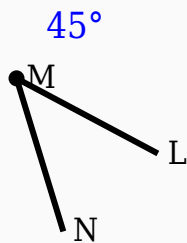
Question 1

Observe the figure and identify the angle.



Question 2

Construct the shown angle using ruler and compass.



Question 3

Which angle is supplementary to 45° ?

- A. 90°
- B. 45°
- C. 60°
- D. 135°

Question 4

45° is greater than 180° .

Question 5

45° is smaller than 90° .

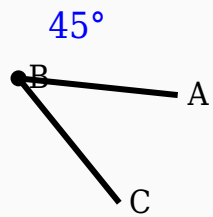
Question 6

Which instrument is mainly used to draw arcs?

- A. Scale
- B. Eraser
- C. Divider
- D. Compass

Question 7

Identify the vertex in the given figure.



Question 8

45° is an _____ angle.

Question 9

$45^\circ + \text{_____}^\circ = 180^\circ$.

Question 10

The supplement of 45° is _____ $^\circ$.

Answer Key

Question	Answer
1	45°
2	45° constructed

3	135°
4	False
5	True
6	Compass
7	Middle labeled point
8	acute
9	135
10	135