

45° Angle Worksheet - Solved

Question 1

Which instrument is used to measure angles?

- A. Scale
- B. Divider
- C. Protractor
- D. Compass

Question 2

45° is greater than ____°.

Question 3

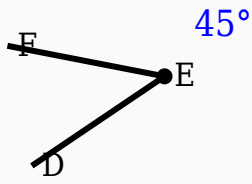
45° + ____° = 180°.

Question 4

45° is smaller than 90°.

Question 5

Construct the shown angle using ruler and compass.



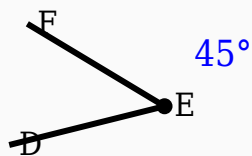
Question 6

Which instrument is mainly used to draw arcs?

- A. Divider
- B. Compass
- C. Eraser
- D. Scale

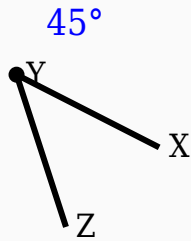
Question 7

Construct the shown angle using ruler and compass.



Question 8

Identify the vertex in the given figure.



Question 9

The supplement of 45° is _____°.

Question 10

Which angle is supplementary to 45° ?

- A. 135°
- B. 90°
- C. 60°
- D. 45°

Answer Key

Question	Answer
----------	--------

1	Protractor
2	90
3	135
4	True
5	45° constructed
6	Compass
7	45° constructed
8	Middle labeled point
9	135
10	135°