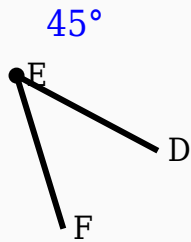


45° Angle Worksheet - Solved

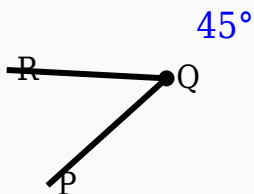
Question 1

Identify the vertex in the given figure.



Question 2

Identify the vertex in the given figure.



Question 3

45° is an acute angle.

Question 4

45° is smaller than 90° .

Question 5

45° is an obtuse angle.

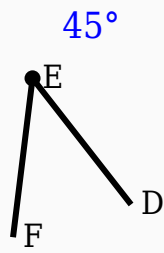
Question 6

Which instrument is mainly used to draw arcs?

- A. Scale
- B. Compass
- C. Divider
- D. Eraser

Question 7

Identify the vertex in the given figure.



Question 8

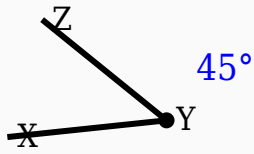
45° is greater than ____°.

Question 9

45° is supplementary to 135°.

Question 10

Construct the shown angle using ruler and compass.



Answer Key

Question	Answer
1	Middle labeled point
2	Middle labeled point
3	True
4	True
5	False
6	Compass
7	Middle labeled point
8	90
9	True
10	45° constructed