

60° Angle Worksheet - Solved

Question 1

Which instrument is used to measure angles?

- A. Divider
- B. Protractor
- C. Scale
- D. Compass

Question 2

60° is an _____ angle.

Question 3

60° is an acute angle.

Question 4

Which instrument is mainly used to draw arcs?

- A. Divider
- B. Eraser
- C. Compass
- D. Scale

Question 5

60° is smaller than 90°.

Question 6

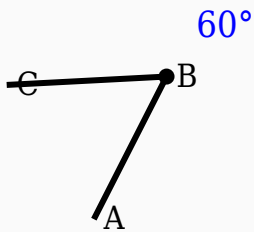
Half of 60° is _____ $^\circ$.

Question 7

60° is a acute angle.

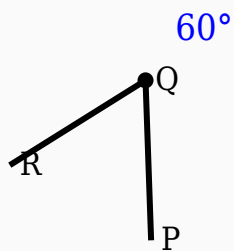
Question 8

Construct the shown angle using ruler and compass.



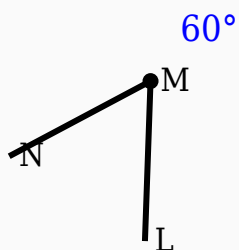
Question 9

Identify the vertex in the given figure.



Question 10

Observe the figure and identify the angle.



Answer Key

Question	Answer
1	Protractor
2	acute
3	True

4	Compass
5	True
6	30
7	True
8	60° constructed
9	Middle labeled point
10	60°